



# Minnesota Decoy & Wildfowl Carving Club

Monthly Newsletter

Volume 3, Issue 2

February 2010

## January Meeting Minutes

The December meeting was called to order by President Steve Stortz and a motion was made and passed to accept the minutes of the December 2009 meeting.

**Treasurer's Report:** Balance of \$XXXX.XX.

**Librarian's Report:** S.O.S.

**New Business:** Steve Stortz was contacted by the Minnesota Boat and Camping Show about the MDWCC having a booth at the January show at the River Center. Due to shortage of prep time he declined. Possibly we could participate in the 2011 show. There would be no cost to us, nor any pay. This would just be a venue to publicize our club.

Doug Lodermeier's book on Minnesota Decoy Carvers has been released.

**Old Business:** Steve Froelich reports that white cedar is available, but may be too moist for now. He suggested that members wait until the wood has dried out more.

**Minnesota Decoy Show Feb. 5-7.** We will hopefully have 2 tables, because last year one table just wasn't enough. Steve Froelich is handling this job for the MDWCC. Steve also suggested that the MDWCC might have a raffle at the show where the prize would be a free member-

ship to the Minnesota Decoy & Wildfowl Carving Club. It may be a good way to advertise our presence at the show if announcements were periodically made over the show's loud speaker system.

**Program:** The February 2nd program will focus on the use of weights and keels on decoys. Tom Flemming and Steve Stortz will share their secrets with us on how they make those wooden birds float like real ones. Tom will talk about "fine tuning" his competition birds. Steve will deal with the use of lead and keels on working decoys.

Program chairs, Tom Flemming and Steve Froelich, have come up with a tentative program agenda for 2010. See the list on page 4.



Marv Meyer-'Coot Project' p.4

### MDWCC Officers 2010

#### President

Steve Stortz 763.360.8123

#### Vice President

Frank Beery 612.724.4188

#### Treasurer/Membership

Bruce Bauer 952.471.9084

#### Secretary/Editor

Donn Mattsson 952.935.6910

#### Librarian

Todd Moucha 952.233.4038

#### Program Chairs

Tom Flemming

Steve Froelich 612.859.8836

#### MDWCC website:

[www.mdwcc-carving-club.com](http://www.mdwcc-carving-club.com)

**Next Meeting: 7:00 PM**

**February 2**

**Program: Keels/Weights**

**Flemming/ Stortz**

Hope Lutheran Church

5728 Cedar Ave. So.

Mpls. MN



## Show & Tell

### Dave Taylor

walnut base, oils

Spotted Sandpiper, Red-Necked Phalarope– unidentified wood, acrylic paints

### Steve Froelich

Am. Coot-decoy given to Steve by Jason Russell .  
Coot pattern-drawn by Steve

### Frank Beery

Canvasback pair - cork body, tupelo head. Painted with 2 colors and black and white used for tone  
American Coot - white cedar, gessoed

### Donn Mattsson

Am. Coot-white cedar, unpainted  
Long-Tailed Duck-drake, cork body, tupelo head, PVC inserted tail, unfinished

### Don Stannard

American Coot –white cedar, unpainted

### Jim Bonham

Ring-Necked Ducks-pair of decoys, acrylics  
Am. Coot-white cedar, acrylics



### Marv Meyer

Marbled Godwit-basswood, wire legs unpainted  
Common Goldeneye pair– miniatures, standing full bodies. Basswood,

**Jupe Houman** photos of Mallard decoy done in Marv Meyer's style


# How is it possible to have a civil war?

## January Show and Tell





Show and Tell con't.



Donn Mattsson



Mary Meyer



Dave Taylor



Frank Beery



Steve Froelich



2010	Program Topic	Instructor
Feb	Floating, Weighting and Keel Design	Flemming/Stortz
Mar	Tails and Inserts. Strength, Flexibility and Durability	Mattsson, Flemming, Froelich
Apr	Color Charting/ Strategies/ Mixing	Beery, Kerr, Froelich
May	Crappie Design and Carving	Bistodeau
Jun	Crappie Paint	Bistodeau
Jul	Habitat (Branches, Leaves,)	Thompson/?
Aug	Sharpening/Auction	Meyer
Sep	Decoy	Flemming
Oct	Decoy	Flemming
Nov	Decoy	Flemming
Dec	Pizza/Pass Out Winter Project Supplies	Froelich/Flemming
Jan '11	Wildfowl Leg/Feet/	TBD

**January's program** concerned the 'Coot' project. Marv Meyer, our official expert on wood, fielded a number of questions from members. Most of us hadn't carved with white ash before. Marv explained the differences and how we should deal with them. The wood is easy to carve with chisels and gouges as long as you don't force the wood. At which point it may split and/or break off a chunk you didn't expect. Be aware of the direction of the grain at all times.

Other subjects covered had to deal with gluing, sealing, and painting. Several members joined the discussion and offered their own testimonials for different products. Hollowing out the decoys was talked about. Many of us hadn't done this and were looking for tips. This has been an excellent project for our members because there were a lot of new challenges. Consequently the individual birds show a lot of variety. (See Show & Tell)

